

25 pd

# Sidehole Catheter Family

Double Lumen Catheter  
11 Fr



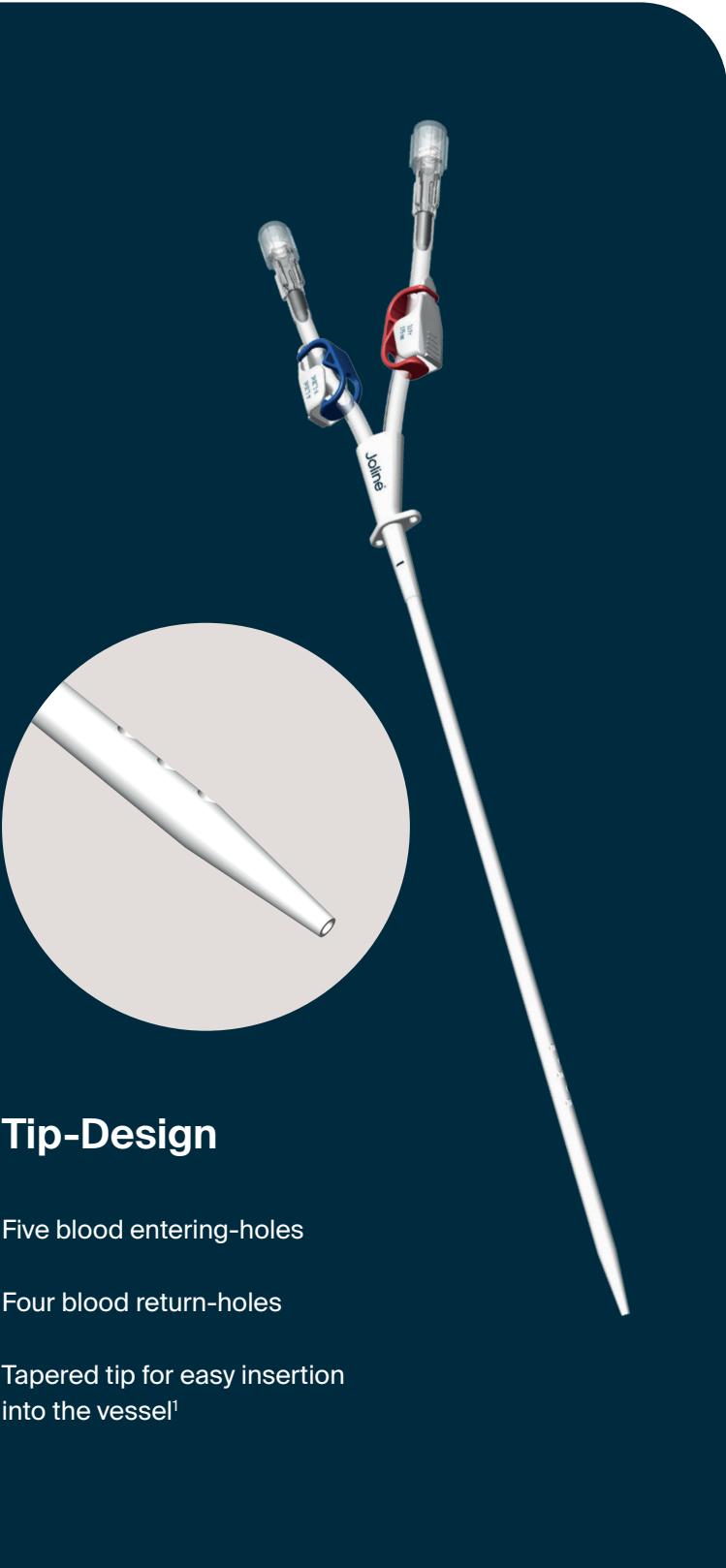
Triple Lumen Catheter  
12 Fr



Short Term Catheters



# Double Lumen Catheter 11 Fr



### Tip-Design

Five blood entering-holes

Four blood return-holes


Tapered tip for easy insertion into the vessel<sup>1</sup>

## Advantages of our Sidehole Catheters

- Thermosensitive Polyurethane providing stiffness during implantation but softness at body temperature
- X-ray visible and MR safe

### Hub-Design

- Prolonged hub with insertion mark and smooth transition to catheter shaft
- Rotatable suture wing with minimal contact to skin surface for less irritation



### Kink Resistant Guidewire

- Kink resistant Nitinol guidewire for safe and smooth catheter placement
- Dispenser for one-hand-operation

### Safety Clamps

- Safety clamps with side protection, prevent the connection tube (Extensions) from slipping out
- Printing on clamps indicate priming volume, length and French size

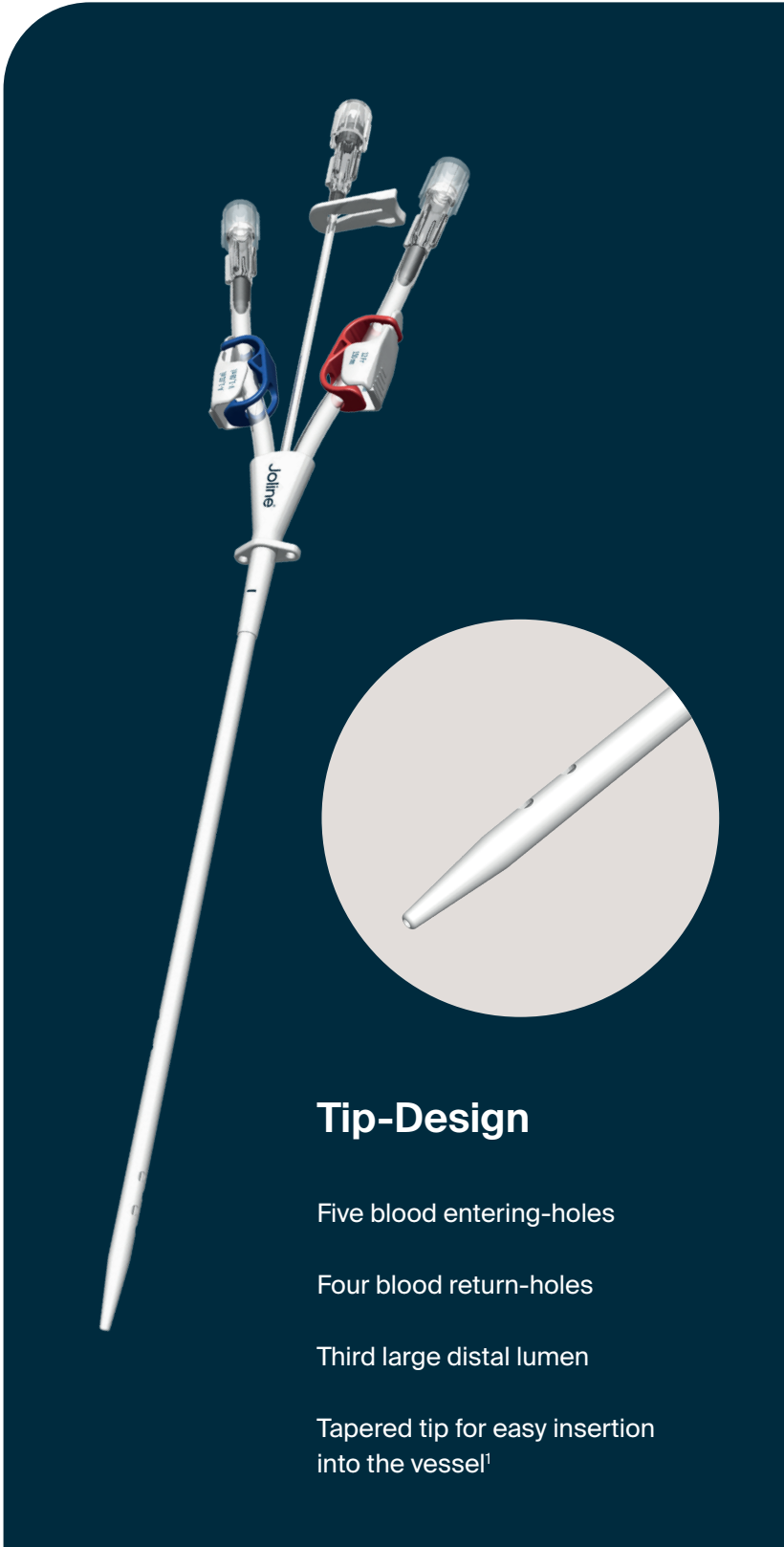


## The best design for fast acute dialysis therapies

- Polyurethane material in combination with large Double-D-Design allows good blood flow rates
- Adequate machine pressures are reachable at higher blood flow rates

- Low local infection rate at exit site of the catheter<sup>4</sup>
- Very low complication rate during implantation<sup>4</sup>

# Triple Lumen Catheter 12 Fr



### Tip-Design

Five blood entering-holes

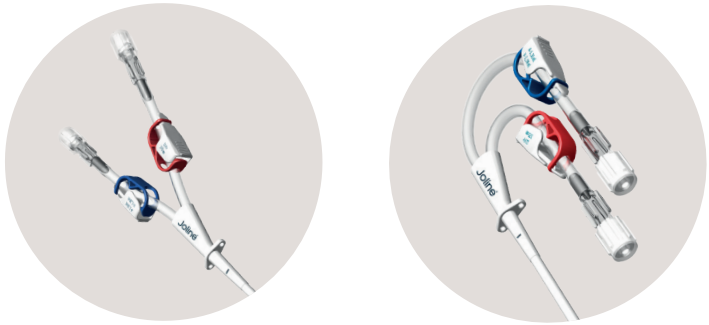
Four blood return-holes

Third large distal lumen

Tapered tip for easy insertion into the vessel<sup>1</sup>



Double Lumen Catheter  
11 Fr

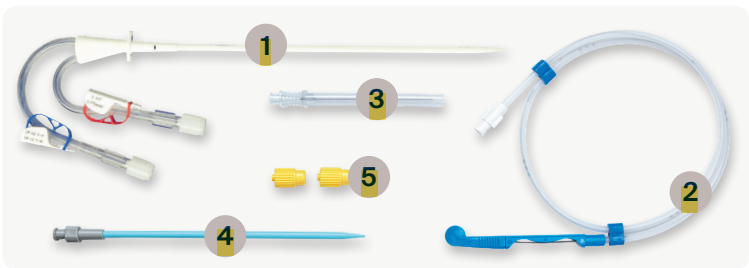


Straight Extensions      Curved Extensions

Double Lumen Catheter 11 Fr

Straight Extensions		Curved Extensions		pcs. per box
Item No.	Length	Item No.	Length	
PKDL11P125	125 mm	PKDL11P125R	125 mm	5
PKDL11P150	150 mm	PKDL11P150R	150 mm	5
PKDL11P175	175 mm	PKDL11P175R	175 mm	5
PKDL11P200	200 mm	PKDL11P200R	200 mm	5
PKDL11P250	250 mm	PKDL11P250R	250 mm	5

Example kit Double Lumen Catheter 11 Fr



- 1 Catheter
- 2 Kink resistant Nitinol guidewire
- 3 Introducer needle
- 4 Dilator
- 5 Luer-Lock injection caps

The Sidehole-Design of  
Double Lumen Catheters




- Large Double-D-design for laminar blood flow
- Tapered tip for easy insertion into the vessel
- Smoother insertion due to stepless fitting between inserted guidewire and catheter-tip
- The insertion set components are customised to the Seldinger technique
- Straight and curved extensions for customised access to the jugular, subclavian and femoral veins
- A variety of sizes and intermediate sizes enable precise placement of the tip for individual anatomical conditions

Advantages of our  
Sidehole Catheters

- Thermosensitive Polyurethane providing stiffness during implantation but softness at body temperature
- X-ray visible and MR safe

Hub-Design

- Prolonged hub with insertion mark and smooth transition to catheter shaft
- Rotatable suture wing with minimal contact to skin surface for less irritation



Kink Resistant Guidewire

- Kink resistant Nitinol guidewire for safe and smooth catheter placement
- Dispenser for one-hand-operation

Safety Clamps

- Safety clamps with side protection, prevent the connection tube (Extensions) from slipping out
- Printing on clamps indicate priming volume, length and French size

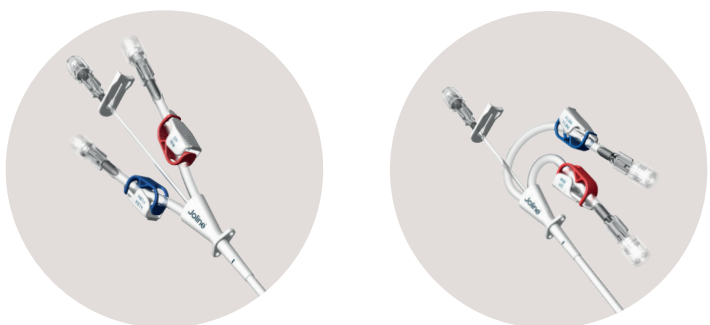


The Sidehole-Design of  
Triple Lumen Catheters



- Tapered tip for easy insertion into the vessel
- Large inner lumen for adequate arterial and venous blood flow
- Smoother insertion due to stepless fitting between inserted guidewire and catheter-tip
- The insertion set components are customised to the Seldinger technique
- Straight and curved extensions for customised access to the jugular, subclavian and femoral veins
- A variety of sizes and intermediate sizes enable precise placement of the tip for individual anatomical conditions
- Third lumen: Additional access for central venous pressure monitoring, fluid administration and vasoactive drug therapy

Triple Lumen Catheter  
12 Fr

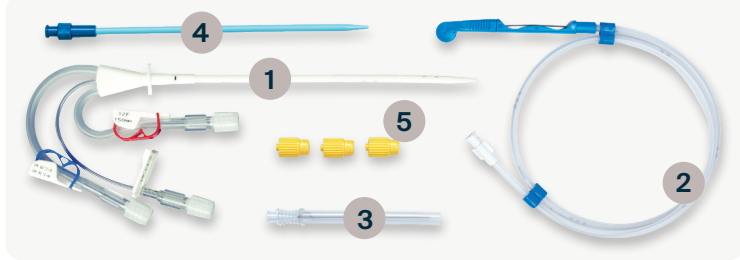


Straight Extensions      Curved Extensions

Triple Lumen Catheter 12 Fr

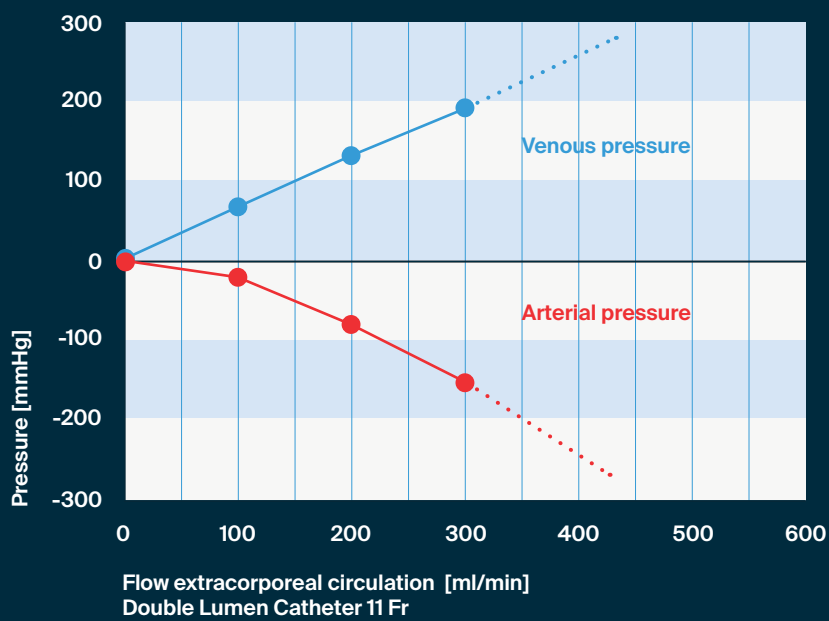
Straight Extensions		Curved Extensions		pcs. per box
Item No.	Length	Item No.	Length	
PKTL12P150	150 mm	PKTL12P150R	150 mm	5
PKTL12P175	175 mm	PKTL12P175R	175 mm	5
PKTL12P200	200 mm	PKTL12P200R	200 mm	5
PKTL12P250	250 mm	PKTL12P250R	250 mm	5

Example kit Triple Lumen Catheter 12 Fr



- 1 Catheter
- 2 Kink resistant Nitinol guidewire
- 3 Introducer needle
- 4 Dilator
- 5 Luer-Lock injection caps

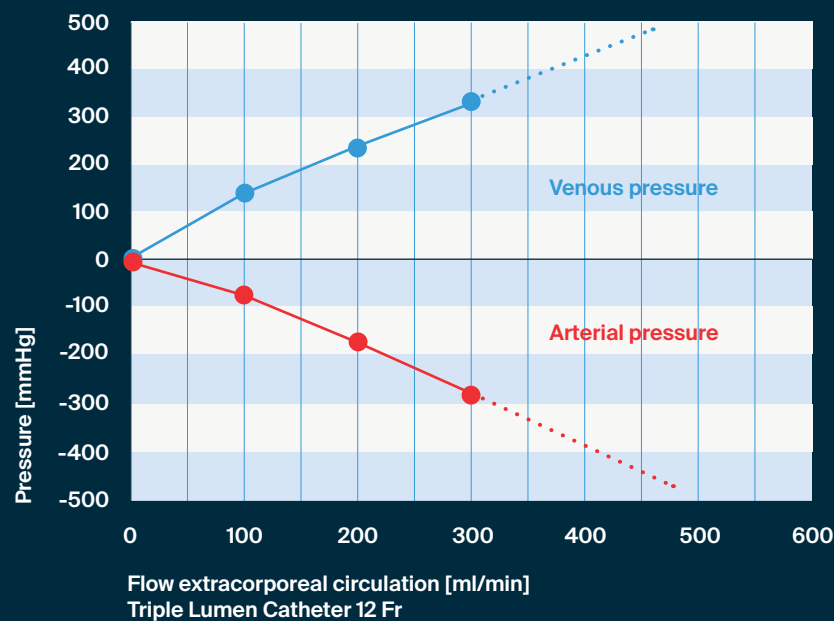
Flow/Pressure Ratio at 0-300 ml/min blood flow<sup>2</sup>



The best design for fast  
acute dialysis therapies

- Polyurethane material in combination with large Double-D-Design allows good blood flow rates
- Adequate machine pressures are reachable at higher blood flow rates

Flow/Pressure Ratio at 0-300 ml/min blood flow<sup>3</sup>



## References

- 1 Joannidis M, Oudemans-van Straaten HM. Clinical review: Patency of the circuit in continuous renal replacement therapy. Crit Care. 2007;11(4):218. doi: 10.1186/cc5937. PMID: 17634148; PMCID: PMC2206533
- 2 Double Lumen Sidehole Catheter 11 Fr, 250 mm Length, Straight Extensions / mean catheter 1-3, each measurement 1-5 (vena cava flow: 1.7 L/min); Measured ex vivo by Clinical Research Labor; CRO LS medcap GmbH
- 3 Triple Lumen Sidehole Catheter 12 Fr, 250 mm Length, Straight Extensions / mean catheter 1-3, each measurement 1-5 (vena cava flow: 1.7 L/min); Measured ex vivo by Clinical Research Labor; CRO LS medcap GmbH
- 4 Customer feedback – Post-Market-Surveillance (PMS) – Clinical Research; CRO LS medcap GmbH

**Joline<sup>®</sup>** Medical  
Technology

**Joline GmbH & Co. KG**  
Neue Rottenburger Str. 50  
72379 Hechingen  
Germany

Phone: +49 7471 9881-0  
Fax: +49 7471 9881-222  
E-mail: [info@joline.de](mailto:info@joline.de)  
[www.joline.de](http://www.joline.de)



Quality first: Joline is EN ISO 13485:2016 + AC:2018 + A11:2021 certified.  
All Joline products are CE-marked.  
Subject to alterations: 53547/24/02\_R00

**CE** 0124